

M400 SMART

Water-cooled saw for slabs - blade Ø 350 or 400 mm

Standard Equipment

- ✓ 230V/50Hz direct drive electric motor, 2.2 kW
- ✓ IP67 plug
- ✓ Blade Ø 350 mm, universal-sectors
- ✓ Shatter-resistant plastic tray to contain and recover water
- ✓ Transport handle and wheels for manual handling and loading
- ✓ Folding legs
- ✓ Arm guard
- ✓ Exclusive IMER arm adjustment and locking system
- ✓ Wooden cutting surface
- ✓ Carriage anti-overturning system
- ✓ Large protractor

Optional Accessories and recommended blades

- ✓ Support for cutting at 45°
- ✓ Diamond blade Ø 350 mm for tiles - continuous rim
- ✓ Diamond blade Ø 350 mm SUPER for hard gres tiles - continuous rim
- ✓ Diamond blade Ø 350 mm for granite / stone - segm.
- ✓ Diamond blade Ø 350 mm brick/ roof tiles / blocks - segm.
- ✓ Diamond blade Ø 400 mm brick/ roof tiles / blocks - segm. (only 230V/50Hz version)

Applications

The M400 Smart saw is designed for cutting bricks, stone materials and stones. Thanks to the interchangeable blade (Ø 350 or 400 mm), it adapts to the many needs of a building site. The tilting cutting head allows for higher speed in performing special cuts like grooves, profiles and cut-outs.

115V/60Hz SPH

220V/60Hz SPH


MOTOR AVAILABLE

✓ M400 Smart




High cutting quality:

- cut alignment by means of an **arm adjustment and locking system**, mainly constituted by a special, purposely designed pivot (patent pending);
- setting of **cutting height** for the Ø 350 mm or Ø 400 mm blade by means of a simple selector;
- **wooden cutting surface** allowing for better friction of the material to be cut;
- **high cutting depth** max. 250 mm



User-friendly and easy to use:

- transportable by a **single person**;
- easy to remove **arm guard** for speedy maintenance of the electric panel;
- **rapid blade replacement** through locking system on the drive shaft;
- **blade guard easily dismantable** by means of two captive knobs;
- **water inlet** quick release coupling.



Cutting flexibility:

- set up for **blades Ø 350 or 400 mm** (only 230V/50Hz version)



Top efficiency:

- special motor with **power rating and torque 20% higher than similar machines** available on the market;




Easy loading and handling at the building site:

- **folding legs**;
- **wheels** for manual handling and loading on vehicles




Utmost operator safety:

- **folding legs with snap opening and closing**;
- carriage **anti-overturning system**;



Sturdiness and durability:

- shatter and wear resistant **plastic tray** to contain and recover water, with settling compartments;
- **submersible pump** protected against deposits;
- **structural rigidity** for enhanced stability;
- wear resistant **stainless steel carriage guides**;
- generously-sized **tray plug**;



M400 SMART

Blade/bore diameter	Ø mm	350-400/25.4
Max. cutting length	mm	500
Cutting depth, Ø 350 blade 1/2 passes	mm	107/204
Max. cutting depth, Ø 400 blade 1/2 passes	mm	129/250
Cutting surface dimensions	mm	510x410
Work table height	mm	847
El. motor power 230V/50Hz	kW	2.2
Motor speed	rpm	2.800
Running current 230V/50Hz	A	12
Water recovery tray capacity	l	40
Machine dimensions w/l/h with lowered/fully raised head	mm	722/1186/1293(1390)
Packing dimensions w/l/h	mm	732/1196/895
Machine weight (with packing)	kg	77 (97)